

Peelers Vegetable Peeler, 15 kg

ITEM # _____
 MODEL # _____
 NAME # _____
 SIS # _____
 AIA # _____



600872 (T15E)

15 kg stainless steel
Vegetable Peeler with flat
control panel. NO Plate

Short Form Specification

Item No. _____

Constructed in stainless steel with a transparent lid in special high resistant plastic. Flat and waterproof (IP55) control panel with programmable timer and low voltage level. An interlocking safety magnetic devices will stop the machine from operating when the lid or unloading door is opened. Removable water jet device is fitted as standard to facilitate cleaning.

Main Features

- Transparent lid in damage-resistant plastic material allows visibility during peeling cycle.
- Peels are reduced to small pieces to facilitate drainage process.
- Pulse function to control the unloading operation.
- Removable water inlet, clipped to the cover, designed to serve as a spray to clean the machine.
- Timer with countdown display.
- Magnetic detectors will stop the machine from operating when the lid and/or door are opened.
- Suitable for 80-300 meals per service.

Construction

- Complete stainless steel construction.
- IP55 waterproof touch button control panel.
- Transparent BPA free cover incorporates a magnetic safety system which stops the machine if lid is not properly closed.

Optional Accessories

- Brushing plate for T10 or T15 (not for models with abrasive cylinder) PNC 653058 ☐
- Abrasive plate for small onions, shallots and garlic T10 or T15, 388 mm diam.(not for models with abrasive cylinder) PNC 653184 ☐
- Knife plate for 10 and 15 kg vegetable peelers (not for models with abrasive cylinder) PNC 653204 ☐
- Drying basket for T15 PNC 653209 ☐
- Filter table with sliding shelf, pre-assembled PNC 653783 ☐
- Filter table with sliding shelf PNC 653784 ☐

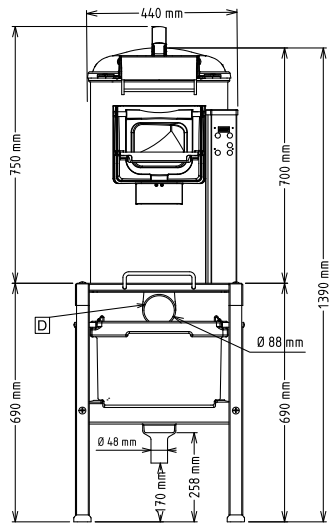
APPROVAL: _____



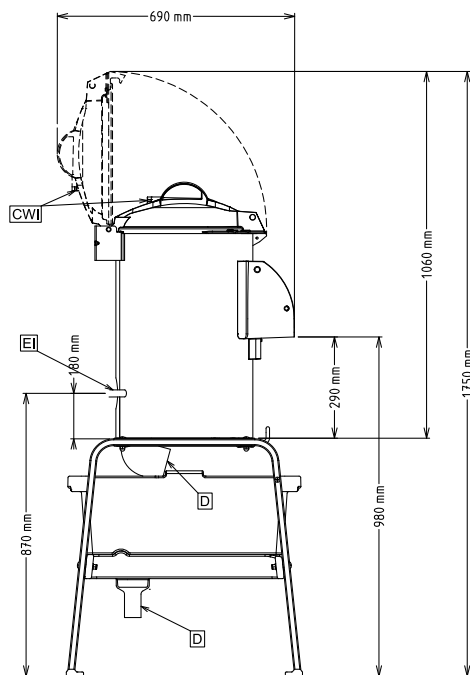
Electrolux
PROFESSIONAL

Peelers Vegetable Peeler, 15 kg

Front

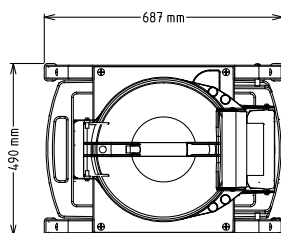


Side



- CWI = Cold Water inlet 1 (cleaning)
D = Drain
EI = Electrical inlet (power)

Top



Electric

Supply voltage:	200-240/380-440 V/3
Electrical power, max:	ph/50/60 Hz
Total Watts:	0.37 kW

Capacity:

Performance (up to):	240 kg/hour
Capacity:	15 litres

Key Information:

External dimensions, Width:	440 mm
External dimensions, Depth:	690 mm
External dimensions, Height:	750 mm
Shipping weight:	52 kg